
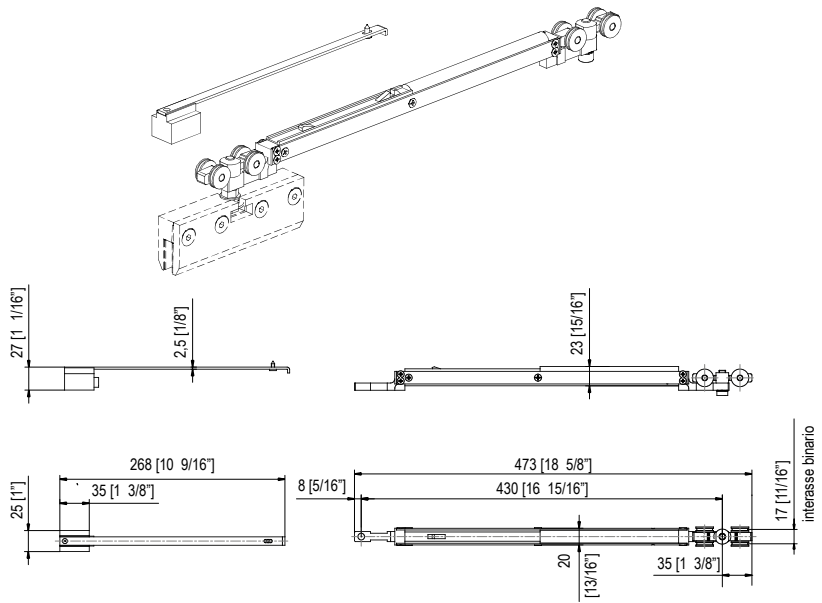


# BS35

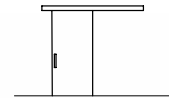
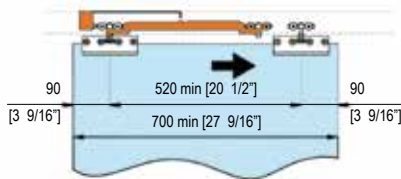


- SOFT-CLOSE meccanismo frenante per chiusure ammortizzate. Applicabile su richiesta ai sistemi serie Slak.
- SOFT-CLOSE mecanismo de freno para el bloqueo de amortización. Aplicable contra demanda a el sistema series Slak.
- SOFT-CLOSE breaking mechanism for amortized locking. Applicable on demand to Slak system series.
- SOFT-CLOSE Bremsmechanismus für gedämpfte Schließung und ist bei Bedarf an Slak systems.
- Système d'amortisseur SOFT-CLOSE pour fermeture amortie. Applicable sur demande aux systèmes Slak.

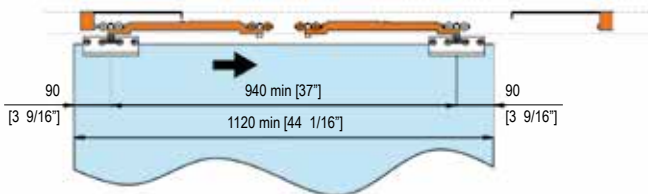


## SCHEMI E INGOMBRI MINIMI DELLE APPLICAZIONI - DIBUJOS Y DIMENSIONES MÍNIMAS DE APLICACIONES - DRAWINGS AND OVERALL SIZES OF APPLICATIONS - ZEICHNUNGEN UND AUßENMASSEN DER ANWENDUNGEN - DESSINS DISPONIBLES POUR TOUTES LES TAILLES

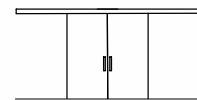
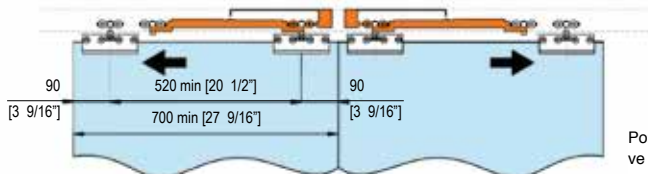
Porta singola con soft-close in chiusura - Sola puerta con cierre suave "soft-close" en cierre - Single door with soft-close at closing - Einzeltür mit Soft-Close beim Schließen - Porte simple avec soft-close à la fermeture



Porta singola con soft-close in chiusura e apertura - Sola puerta con cierre suave "soft-close" en cierre y apertura - Single door with softclose at closing and opening - Einzeltür mit Soft-Close beim Schließen und Öffnen - Porte simple avec soft-close à la fermeture et ouverture



Porta doppia con soft-close in chiusura - Doble puerta con cierre suave "soft-close" en cierre - Double door with soft-close at closing - Doppeltür mit Soft-Close beim Schließen - Porte double avec soft-close à la fermeture



Porta doppia con soft-close in chiusura e apertura - Doble puerta con cierre suave "soft-close" en cierre y apertura - Double door with soft-close at closing and opening - Doppeltür mit Soft-Close beim Schließen und Öffnen - Porte double avec soft-close à la fermeture et l'ouverture

