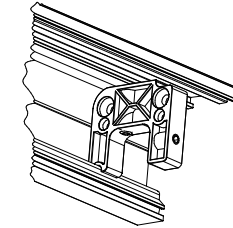
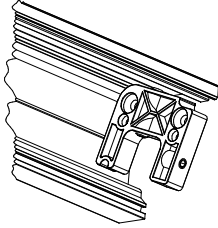
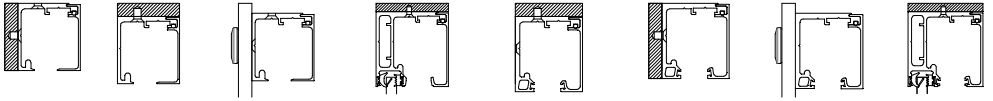
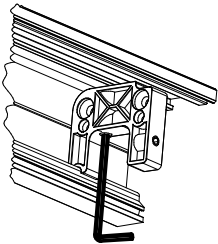


# FLUIDO+

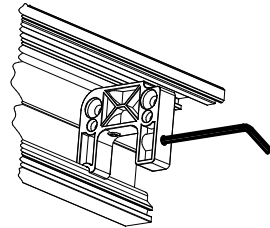
SPESSORI / SPACERS B070 B110 B150



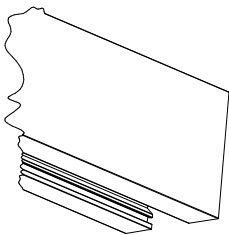
POSIZIONARE LO SPESSORE  
PLACE THE SPACERS



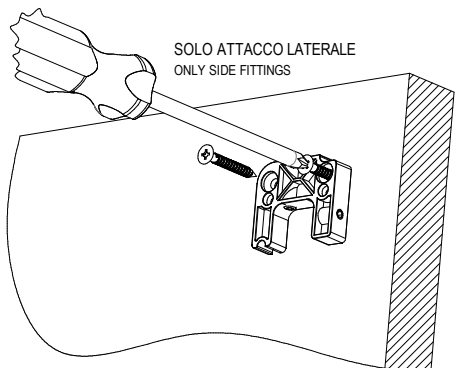
BLOCCARE CON BRUGOLA  
LOCK WITH ALLEN



AGGIUSTARE LA POSIZIONE DELLA VELINA  
AGENDO SULLA VITE  
ADJUST THE COVER POSITION BY ACTING ON THE  
SCREW



POSIZIONARE LA VELINA  
PUT THE COVER



SOLO ATTACCO LATERALE  
ONLY SIDE FITTINGS

FISSARE AL MURO CON TASSELLI - VITE Ø 5mm  
FIX TO THE WALL WITH PLUG - 5mm SCREW Ø